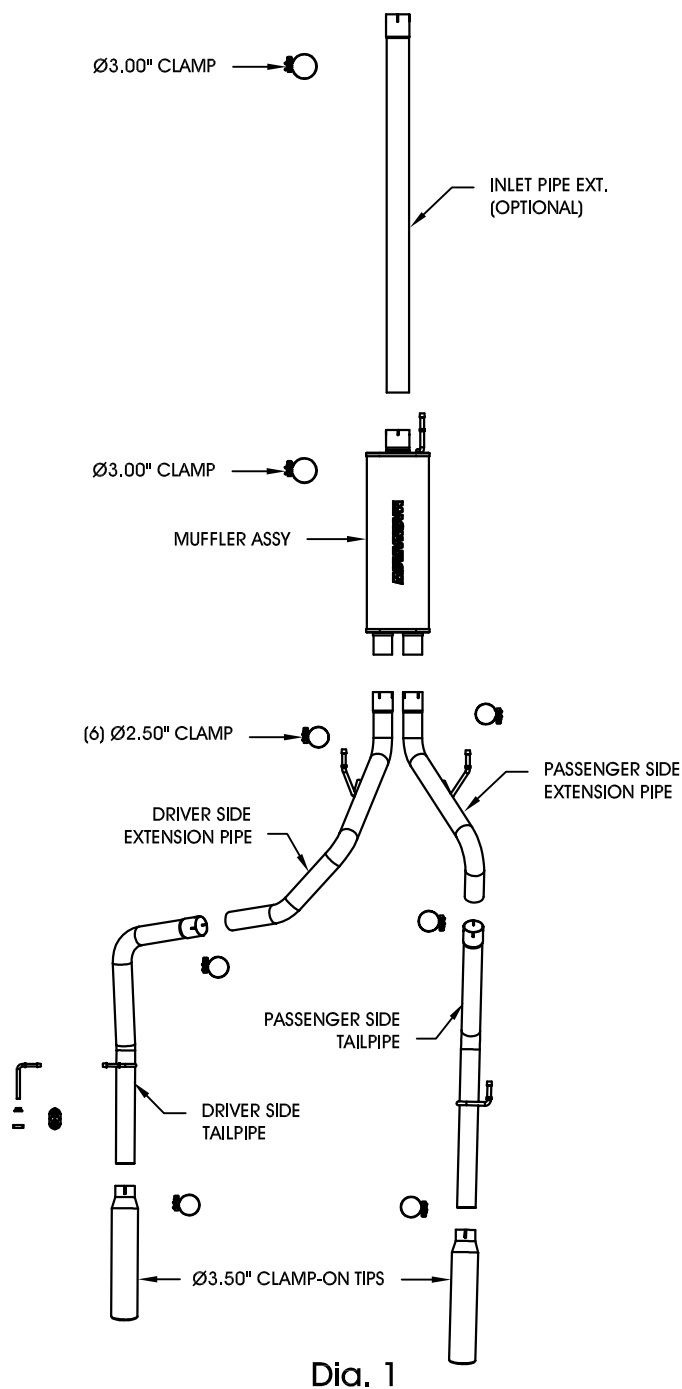


### 2006- Dodge Ram 1500 5.7L Hemi V8 DUALS (For vehicles with independent front suspension)



**Warning:** When working on, under, or around any vehicle exercise caution. Please allow the vehicle's exhaust system to cool before removal, as exhaust system temperatures may cause severe burns. If working without a lift, always consult vehicle manual for correct lifting specifications. Always wear safety glasses and ensure a safe work area. Serious injury or death could occur if safety measures are not followed.

**Note:** MAGNAFLOW Performance dual exit truck systems are designed to fit stock-height vehicles with OEM hitches and spare wheel and tire combos. Vehicles with aftermarket components such as trailer hitches, larger spare wheel and tire, or ride height changes may require modification of the exhaust system for a proper fit and finish.

**Step 1:** (Carefully read all instructions before installation) Disconnect the vehicle's battery before removal of the OEM exhaust. This will allow the computer to reset itself with the new system, and prevent electrical accidents. Begin removal of the OEM exhaust system by unbolting the clamp behind the mid-muffler. You can now disengage the welded hangers on the tailpipe from the rubber insulators and remove the tailpipe. Do not damage or discard the rubber insulators as they will be reused to mount the new system. Unbolt the mid-muffler from the front muffler and remove it in a similar fashion. This Magnaflow system has an optional inlet pipe that replaces the front muffler for a more aggressive tone. If you would like a quieter tone, proceed to Step 2. For a more aggressive sound, you will need to unbolt and remove the front muffler from the catalytic converter.

**Step 2:** Depending on your chosen setup, install the optional inlet pipe or muffler assembly using a supplied 3" clamp and by fitting any hangers into the OEM rubber insulators. Leave all clamps and fasteners loose for final adjustment of the complete system, see Diagrams 2, 3, and 4 for more detail. Working rearward, install the muffler, extension pipes, and tailpipes using the supplied hardware as shown in the system diagram. (Step 2 continued on next page)

\*MAGNAFLOW Performance Exhaust recommends professional installation on all their products


Technical support: 1-800-959-9226 ext. 4500

MAGNAFLOW Performance Exhaust - 22961 Arroyo Vista - Rancho Santa Margarita, CA 92688

#### 2006- Dodge Ram 1500 5.7L Hemi V8 Duals (For vehicles with independent front suspension)




Dia. 2



OPTIONAL  
INLET PIPE

Dia. 3



OEM  
FRONT  
MUFFLER

NEW  
MUFFLER  
ASSEMBLY

Dia. 4



Dia. 5

**Warning:** When working on, under, or around any vehicle exercise caution. Please allow the vehicle's exhaust system to cool before removal, as exhaust system temperatures may cause severe burns. If working without a lift, always consult vehicle manual for correct lifting specifications. Always wear safety glasses and ensure a safe work area. Serious injury or death could occur if safety measures are not followed.

**Note:** MAGNAFLOW Performance dual exit truck systems are designed to fit stock-height vehicles with OEM hitches and spare wheel and tire combos. Vehicles with aftermarket components such as trailer hitches, larger spare wheel and tire, or ride height changes may require modification of the exhaust system for a proper fit and finish.

**Step 2 (Continued):** A hanger bracket and mounting fasteners are supplied to hang the driver's side tailpipe from a pre-drilled hole in the frame as shown in Diagram 5. Adjustable tip assemblies are provided to fit a variety of aftermarket bumpers and rollpans. Once a final position is chosen for the tips, it is recommended to have them welded to the tailpipes.

**Step 3:** With all components mounted loosely, adjust the system for overall aesthetics and clearance of frame & bodywork. (MAGNAFLOW recommends at least 1/2" of clearance between the exhaust system and any body panels to prevent heat-related body damage or fire.)

**Step 4:** Once a final position has been chosen for the new system, evenly tighten all fasteners from front to rear. The supplied band clamps must be VERY tight to properly align the pipes and prevent leaks (Approximately 65ft-lbs). Inspect all fasteners after 25-50 miles of operation and retighten if necessary.

\*MAGNAFLOW Performance Exhaust recommends professional installation on all their products

Technical support: 1-800-959-9226 ext. 4500

MAGNAFLOW Performance Exhaust - 22961 Arroyo Vista - Rancho Santa Margarita, CA 92688